

LONDON AVIATION

CESSNA

MORE PEOPLE BUY AND
FLY CESSNA AIRPLANES
THAN ANY OTHER MAKE

1973

WORLD'S LARGEST PRO-
DUCER OF GENERAL
AVIATION AIRCRAFT
SINCE 1956

**MODEL
150**



**OWNER'S
MANUAL**

PERFORMANCE - SPECIFICATIONS

	Model 150 *			
GROSS WEIGHT	1600 lbs			
SPEED:				
Top Speed at Sea Level	188 mph			
Cruise, 75% Power at 7000 ft	117 mph			
RANGE:				
Cruise, 75% Power at 7000 ft	475 mi			
22.5 Gallons, No Reserve	4.1 hrs			
Cruise, 75% Power at 7000 ft	785 mi			
35 Gallons, No Reserve	6.9 hrs			
Optimum Range at 10,000 ft	565 mi			
22.5 Gallons, No Reserve	6.1 hrs			
Optimum Range at 10,000 ft	93 mi			
35 Gallons, No Reserve	9.4 hrs			
RATE OF CLIMB AT SEA LEVEL	93 mph			
SERVICE CEILING	12,650 ft			
TAKE-OFF:				
Ground Run	735 ft			
Total Distance Over 50-Ft Obstacle	1385 ft			
LANDING:				
Ground Roll	445 ft			
Total Distance Over 50-Ft Obstacle	1075 ft			
STALL SPEEDS:				
Flaps Up, Power Off	55 mph			
Flaps Down, Power Off	48 mph			
BAGGAGE	120 lbs			
POWER LOADING: Pounds/HP	16.0			
FUEL CAPACITY: Total				
Standard Tanks	26 gal.			
Optional Long Range Tanks	38 gal.			
OIL CAPACITY: Total	6 qts			
PROPELLER: Fixed Pitch (Diameter)	69 inches			
ENGINE: Continental Engine	O-200-A			
100 rated HP at 2750 RPM				
	Standard	Trainer	Commuter	F150
EMPTY WEIGHT: (Approximate)	990 lbs	1010 lbs	1060 lbs	1020 lbs
USEFUL LOAD: (Approximate)	610 lbs	590 lbs	540 lbs	580 lbs
WING LOADING: Pounds/Sq Foot	10.2	10.2	10.0	10.0

* This manual covers operation of the Model 150 which is certificated as Model 150L under FAA Type Certificate No. 3A19. The manual also covers operation of the Model Reims/Cessna F150 which is certificated as Model F150L under French Type Certificate No. 38/3 and FAA Type Certificate No. A13EU. The Model F150, manufactured by Reims Aviation S.A., Reims (Marne), France, is identical to the 150 except that it is powered by an O-200-A engine manufactured under license by Rolls Royce, Crewe, England.

D962-13-RPC-400-9/83

CONGRATULATIONS

Welcome to the ranks of Cessna owners! Your Cessna has been designed and constructed to give you the most in performance, economy, and comfort. It is our desire that you will find flying it, either for business or pleasure, a pleasant and profitable experience.

This Owner's Manual has been prepared as a guide to help you get the most pleasure and utility from your Model 150. It contains information about your Cessna's equipment, operating procedures, and performance; and suggestions for its servicing and care. We urge you to read it from cover to cover, and to refer to it frequently.

Our interest in your flying pleasure has not ceased with your purchase of a Cessna. World-wide, the Cessna Dealer Organization backed by the Cessna Service Department stands ready to serve you. The following services are offered by most Cessna Dealers:

THE CESSNA WARRANTY -- It is designed to provide you with the most comprehensive coverage possible:

- a. No exclusions
- b. Coverage includes parts and labor
- c. Available at Cessna Dealers world wide
- d. Best in the industry

Specific benefits and provisions of the warranty plus other important benefits for you are contained in your Customer Care Program book supplied with your aircraft. Warranty service is available to you at any authorized Cessna Dealer throughout the world upon presentation of your Customer Care Card which establishes your eligibility under the warranty.

FACTORY TRAINED PERSONNEL to provide you with courteous expert service.

FACTORY APPROVED SERVICE EQUIPMENT to provide you with the most efficient and accurate workmanship possible.

A STOCK OF GENUINE CESSNA SERVICE PARTS on hand when you need them.

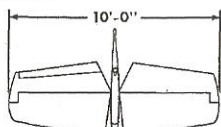
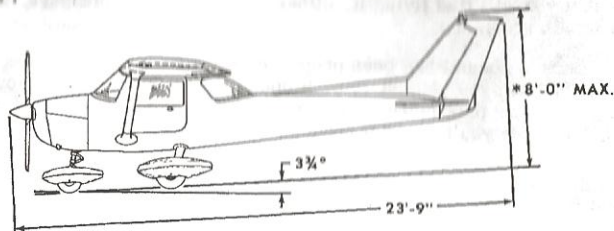
THE LATEST AUTHORITATIVE INFORMATION FOR SERVICING CESSNA AIRPLANES, since Cessna Dealers have all of the Service Manuals and Parts Catalogs, kept current by Service Letters and Service News Letters, published by Cessna Aircraft Company.

We urge all Cessna owners to use the Cessna Dealer Organization to the fullest.

A current Cessna Dealer Directory accompanies your new airplane. The Directory is revised frequently, and a current copy can be obtained from your Cessna Dealer. Make your Directory one of your cross-country flight planning aids; a warm welcome awaits you at every Cessna Dealer.

* Maximum height of airplane with nose gear depressed, all tires and nose strut properly inflated, and optional flashing beacon installed.

** Maximum wing span if optional conical camber wing tips and optional strobe lights are installed. If standard wing tips without strobe lights are installed, wing span is 33'-0 1/2".



PRINCIPAL DIMENSIONS

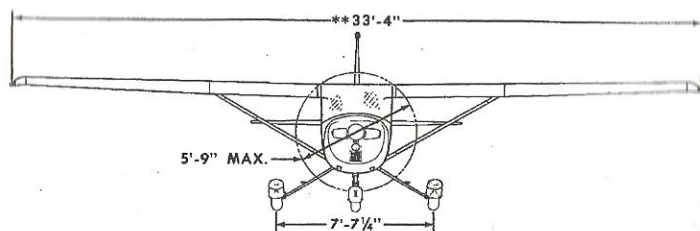
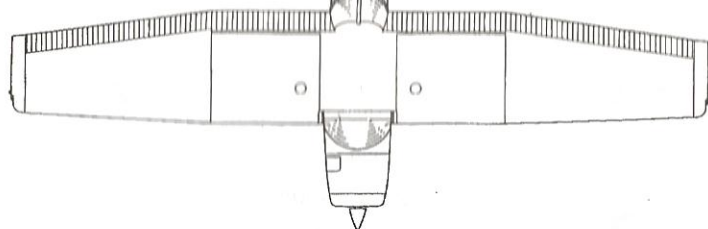


TABLE OF CONTENTS

	Page =
SECTION I - OPERATING CHECK LIST	1-1
SECTION II - DESCRIPTION AND OPERATING DETAILS	2-1
SECTION III - EMERGENCY PROCEDURES	3-1
SECTION IV - OPERATING LIMITATIONS	4-1
SECTION V - CARE OF THE AIRPLANE.....	5-1
OWNER FOLLOW-UP SYSTEM	5-11
SECTION VI - OPERATIONAL DATA.....	6-1
SECTION VII- OPTIONAL SYSTEMS.....	7-1

This manual describes the operation and performance of the Standard Model 150, the Trainer and the Commuter. Equipment described as "Optional" denotes that the subject equipment is optional on the Standard airplane. Much of this equipment is standard on the Trainer and Commuter.